



SPARK
guide

ocean

CORAL REEFS

OCEAN DEEP

what is S.P.A.R.K.?


A free project-based curriculum incorporating 5 things we're passionate about:
STEM, Playful projects, Art, Reading, and acts of Kindness



S TEM learning



P layful projects



A rt



R eading



K indness

ocean


CORAL REEFS



Watch the video **Learn About Coral Reefs + Design Your Own Biome**



Create a Recycled Reef Biome



Make a Matisse-inspired stop motion video



Choose a book about coral reefs to read together



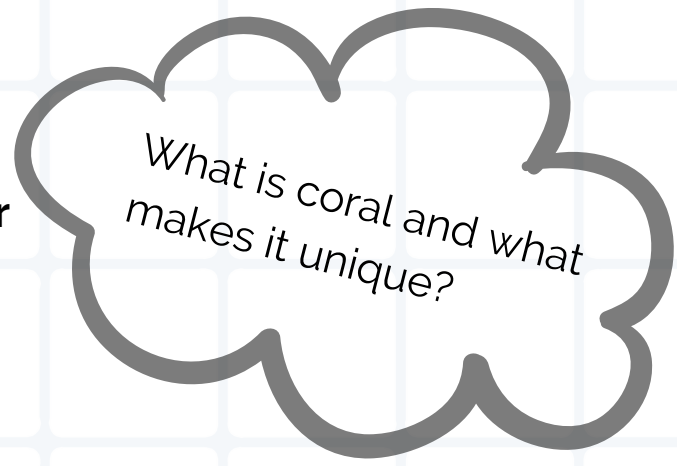
Talk about recycling





Watch the video

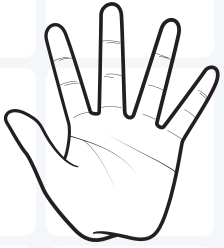
Learn About Coral Reefs + Design Your Own Biome



What is coral and what makes it unique?

notes






recycled reef biome

materials




assorted recycled materials like cardboard tubes
unused coffee filters, sponges, etc.
pipe cleaners, felt ribbons, etc
scissors
glue
shadow box frame



directions

Gather assorted materials together and begin assembling colorful coral-like pieces for your project. Use school glue or hot glue to tack pieces into the shadow box frame. (For a more dense 'reef' effect, place items close together)




Matisse-inspired stop motion video

materials

colored construction paper
scissors


free stop-motion app (we used Stop Motion Studio)



directions

Look up images of Henri Matisse's colorful paper collages to get inspired for coral reef shapes. Gather an assortment of construction papers and cut out fun shapes of your own, including some to represent a coral reef and some for fish or sea creatures. Spread out and set up your scene on a blank surface like the floor, a blanket or a large table top.

Download a free stop-motion app (we used Stop Motion Studio) and follow the instructions to create a short video!



book list

Henri's Scissors by Jeanette Winter

Ocean Anatomy by Julia Rothman

Animalium by Jenny Broom

Oceanarium by Loveday Trinick

1000 Things Under the Sea by Jessica Greenwell

Shine a Light: The Secrets of the Seashore

by Carron Brown

Oceans: Shine a Light by Carron Brown

The Brilliant Deep by Kate Messner

The World of Coral Reefs by Erin Spencer

Jump Into Science: Coral Reefs by Sylvia Earle


Coral Reefs by Gail Gibbons

Good Night Coral Reef by Adam Gamble

The Big Book of Blue by Yuval Zommer

What a Waste by Jess French

Save the Ocean by Bethany Stahl



recycling

Consider taking time this week to look at what items can (and cannot) be recycled or reused in your home. Allow your child to help identify, sort and properly dispose of common items.



ocean

DEEP OCEAN



Watch the video **Ocean Layers**



Make a 5 layers ocean jar




Scratch art sea creatures



Choose a book about the deep ocean to read together

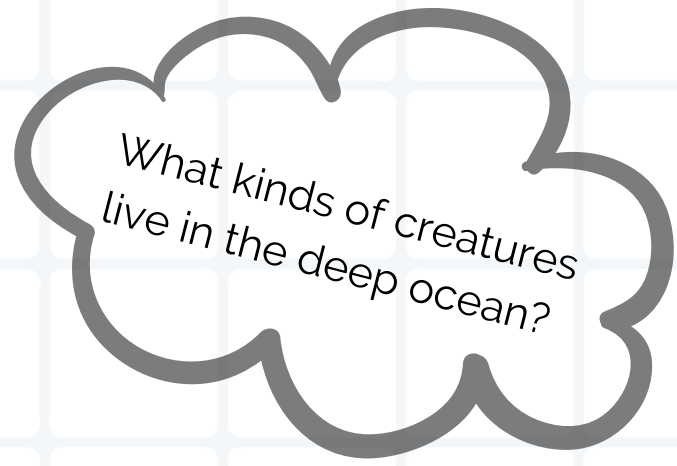


River or beach cleanup




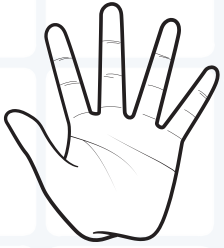


Watch the video **Ocean Layers**



notes





5 layers ocean jar

materials

dish soap

water

rubbing alcohol

maple syrup

milk

food coloring

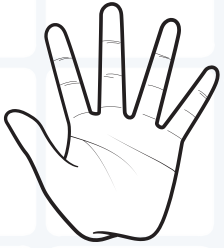
droppers (optional)

funnel (optional)

jar

5 cups





5 layers ocean jar (cont.)

directions

Mix each liquid in a separate cup, stirring in food coloring as desired. For a striking effect, tint each liquid a completely different color. For an ombre effect, use just green or blue drops, adding more for the denser layers.

Use the funnel or droppers (optional) or pour each layer straight into the jar in this order:

maple syrup (darkest color / most dense)

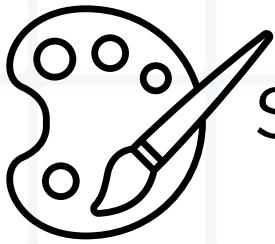
dish soap

water

oil

rubbing alcohol (lightest color / least dense)

Allow the layers to settle and observe.



scratch art sea creatures


materials

scratch art paper
scratch pencil
pictures of deep sea creatures (optional)



directions

Look up images of bioluminescent creatures of the deep for inspiration. Use your scratch pencil to sketch one of these creatures on your scratch paper, or create an entirely new creature of your own!



book list

Ocean Anatomy by Julia Rothman

Animalium by Jenny Broom

Oceanarium by Loveday Trinick

1000 Things Under the Sea by Jessica Greenwell

Glow: Animals with Their Own Night Lights

by W. H. Beck

Where the Weird Things Are by Woods Hole

Oceanographic Institute

The Brilliant Deep by Kate Messner

Amazing World Sea Creatures by Lee Martin

Journey Into the Deep by Rebecca Johnson


Sea Creatures! From the Shallows to the Very Deep

by Left Brain Kids

The Magic School Bus On the Ocean Floor

by Joanna Cole

The Big Book of Blue by Yuval Zommer



river or beach cleanup

to pack:

- gloves
- trash bags
- shovel, rake or small trowels
-
-



Often along waterways, there can be broken fragments of glass, making it easy to cut yourself. Always work with adult supervision and wear gloves.